

Grade 5+

Name: _____

Let's Go Grocery Shopping!

You have \$50.00 to spend at the grocery store. Buy the items that you need or want.


Rules:

- 1) You may not go over your budget of \$50.00, but you can be under budget.
- 2) Write down the items you would like to purchase in the activity box, "Grocery Receipt".
- 3) If you see "+tax" next to the item, be sure to calculate the taxes.
- 4) Add up all of the items in your grocery cart, using mental math or a calculator.
- 5) Before "paying", you will decide if you will buy reusable bags or plastic bags for your groceries.

Things to consider:


- Need vs. want
- How long items will last
- Brand name vs. no brand
- Value of the item: quantity & size

Note: These prices may be different at your grocery store. There are many factors that influence the price you see at your local grocery store.




Grocery Receipt

ITEM	COST	TAX	SUBTOTAL
<p><i>Example:</i> <i>Frozen Pizza</i></p>	<p>\$ 8.99 + tax</p>	<p>Step 1: $\\$ 8.99 \times 0.13$ $= \\$ 1.1687$</p>	<p>Step 2: $\\$ 8.99 + \\1.1687 $= \\$ 10.1587$</p> <p>Step 3: $\\$ 10.1587$ or $\\$10.16$</p>



Grocery Receipt

ITEM	COST	TAX	SUBTOTAL
			<p>Subtotal for groceries:</p>
	Will you buy 1 reusable bag that is stronger and fits more items for \$1.00 <u>or</u> 3 plastic bags for \$0.05 each?	<p>Subtotal for bags:</p>	<p>Grand Total:</p>

Reflection Questions

1. Did you spend all of your budget (\$50.00)?
2. Assume you paid in cash, how much change did you get back?
3. If you have money left over, what will you do with it?
4. Did you buy items on sale? Why or why not?
5. Were you able to get all you wanted? Why or why not?
6. Explain how you decided between buying a reusable bag or plastic bag.
7. What method of payment did you choose? Why? (For example: Cash, debit, credit, cheque, e-transfer)